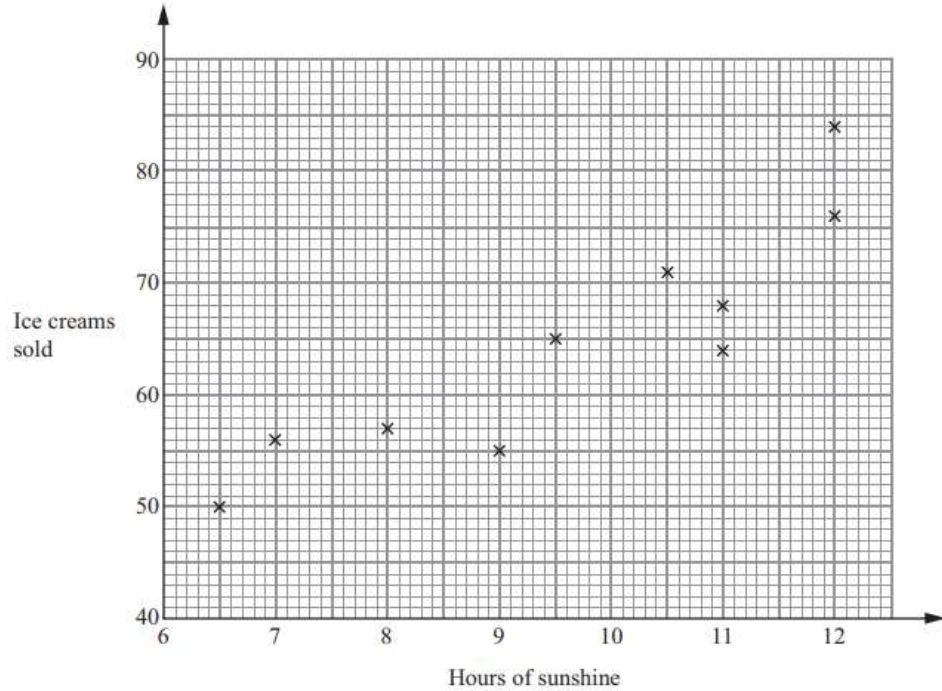




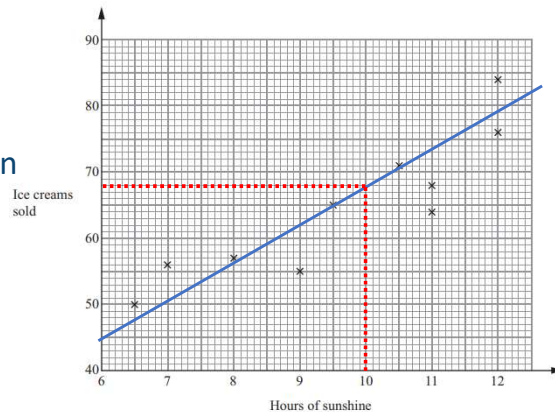
An ice cream kiosk records the numbers of ice cream



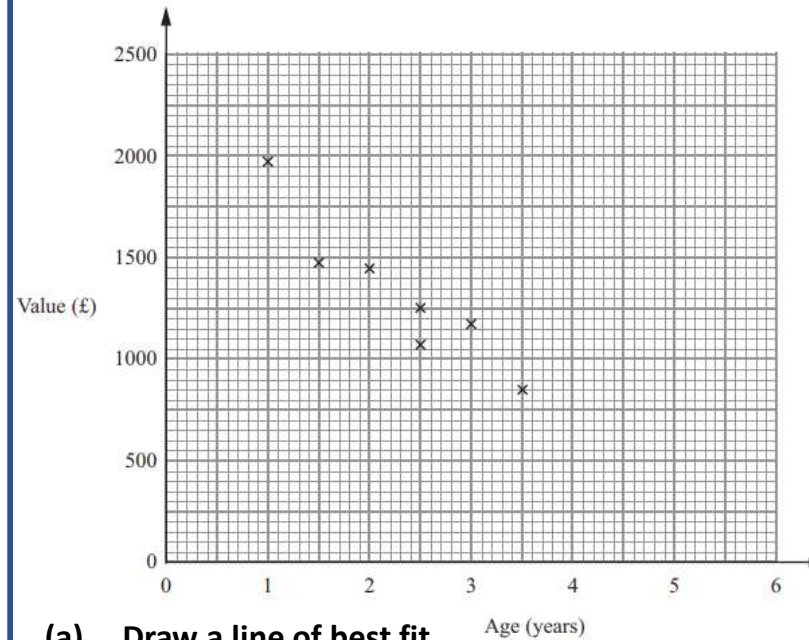
- (a) Draw a line of best fit.
- (b) Describe the correlation
- (c) Use your line of best fit to estimate the number of ice creams sold on a day with 10 hours of sunshine.

(b) Positive correlation

(c) 68 Ice creams sold when there is 10 hours of sunshine



The graph shows information about the values of 7 different motorcycles.



- (a) Draw a line of best fit.
- (b) Describe the correlation
- (c) Use your line of best fit to estimate the value of a motorcycle that is 4 years old.

(b) Negative correlation

(c) Estimated value of a motorcycle that is 4 years old is £650

